



## BRANCH DESIGNS



High Performance




High Safety



High Savings

[www.tvstread.in](http://www.tvstread.in)



### SUNDARAM INDUSTRIES PRIVATE LIMITED

TYRE SOLUTIONS DIVISION

Central Support Office, 180 Anna Salai, Chennai 600 006.

Ph: 044-2852 0781, 2852 5289 Fax: 044-2852 4812

Web: [www.tvstread.in](http://www.tvstread.in) Email: [info@tvstread.in](mailto:info@tvstread.in)

#### OUR NETWORK

##### TAMILNADU

CHENNAI  
Tel: 98412 65643 /  
99419 08520  
Email: [chn@tvstread.in](mailto:chn@tvstread.in)

COIMBATORE  
Tel: 0422-4383525  
Mob: 99444 27712  
Email: [cbe@tvstread.in](mailto:cbe@tvstread.in)

MADURAI  
Tel: 0452-2382935  
Mob: 99524 17701  
Email: [mdu@tvstread.in](mailto:mdu@tvstread.in)

PUDUKKOTTAI  
Tel: 04322-265333  
Mob: 94421 34521  
Email: [pdk@tvstread.in](mailto:pdk@tvstread.in)

SALEM  
Tel: 0427-2267299  
Mob: 99944 15065  
Email: [sim@tvstread.in](mailto:sim@tvstread.in)

TIRUNELVELI  
Tel: 0462-2502295  
Mob: 99949 15074  
Email: [tin@tvstread.in](mailto:tin@tvstread.in)

##### KARNATAKA

BANGALORE  
Tel: 080-28395510  
Mob: 93419 63630  
Email: [blr@tvstread.in](mailto:blr@tvstread.in)

BELGAUM  
Tel: 0831-2414525  
Mob: 96633 78510  
Email: [bgm@tvstread.in](mailto:bgm@tvstread.in)

HOSPET  
Tel: 08394-232178  
Mob: 93426 81845  
Email: [hsp@tvstread.in](mailto:hsp@tvstread.in)

MANGALORE  
Tel: 0824-2416772  
Mob: 93433 47656  
Email: [mir@tvstread.in](mailto:mir@tvstread.in)

MYSORE  
Tel: Mob: 98802 09477  
Email: [mys@tvstread.in](mailto:mys@tvstread.in)

##### KERALA

COCHIN  
Tel: 0484-2555514,  
2557913  
Mob: 97464 78422  
Email: [cok@tvstread.in](mailto:cok@tvstread.in)

TRIVANDRUM  
Tel: 0471-2343355  
Mob: 99954 84958  
Email: [tvm@tvstread.in](mailto:tvm@tvstread.in)

##### ANDRAPRADESH

HYDERABAD  
Tel: 040-29802378  
Mob: 97040 66857  
Email: [hyd@tvstread.in](mailto:hyd@tvstread.in)

RAJAHMUNDRY  
Tel: 0883-2417448  
Mob: 93979 17374  
Email: [rjy@tvstread.in](mailto:rjy@tvstread.in)

VIJAYAWADA  
Tel: 0866-2543271  
Mob: 93929 42217  
Email: [vja@tvstread.in](mailto:vja@tvstread.in)

VISAKHAPATNAM  
Tel: 0891-2558352/2559565  
Mob: 96666 69692  
Email: [vsp@tvstread.in](mailto:vsp@tvstread.in)

##### MAHARASHTRA

NAGPUR  
Tel: 07104-324789  
Email: [ngp@tvstread.in](mailto:ngp@tvstread.in)

PUNE  
Tel: 02113-282011  
Mob: 75881 63121  
Email: [pune@tvstread.in](mailto:pune@tvstread.in)

GOA  
Tel: 0832-2285576  
Mob: 93721 52904  
Email: [gpa@tvstread.in](mailto:gpa@tvstread.in)

##### JHARKAND

JAMSHEDPUR  
Tel: 0657-2373900  
Mob: 92043 37668  
Email: [jsd@tvstread.in](mailto:jsd@tvstread.in)

February 2016

[www.tvstread.in](http://www.tvstread.in)

# RADIAL

## SPREAD MAX

Item Code: SM



| Tyre size   | Base width mm | Tread depth mm | Base thickness mm | Length inch | App. Wt. kgs |
|-------------|---------------|----------------|-------------------|-------------|--------------|
| 185R14      | 130           | 13.3           | 3                 | 97          | 5.7          |
| 7.00R16     | 140           | 13.3           | 3                 | 97          | 5.7          |
| 7.50R16     | 150           | 13.3           | 3                 | 97          | 6.2          |
| 7.50R16     | 160           | 13.3           | 3                 | 97          | 6.7          |
| 9.00R20     | 185           | 15             | 3                 | 127         | 10.4         |
| 9.00R20     | 195           | 14.5           | 3                 | 127         | 10.4         |
| 10.00R20    | 205           | 14.5           | 3.5               | 128         | 11.5         |
| 10.00R20    | 215           | 14.5           | 3.5               | 128         | 11.9         |
| 10.00R20    | 220           | 14.5           | 3.5               | 128         | 12.25        |
| 10.00R20    | 230           | 14.5           | 3.5               | 130         | 12.85        |
| 295/80R22.5 | 240           | 14.5           | 3.5               | 130         | 12.95        |
| 295/80R22.5 | 250           | 15             | 3.5               | 130         | 13.6         |

## POWER RIB

Item Code: PR



| Tyre size | Base width mm | Tread depth mm | Base thickness mm | Length inch | App. Wt. kgs |
|-----------|---------------|----------------|-------------------|-------------|--------------|
| 10.00R20  | 200           | 14.5           | 3.5               | 127         | 11           |
| 10.00R20  | 210           | 14.5           | 3.5               | 129         | 11.6         |
| 10.00R20  | 220           | 14.5           | 3.5               | 130         | 12.6         |

## STEER KING

Item Code: SK




| Tyre size   | Base width mm | Tread depth mm | Base thickness mm | Length inch | App. Wt. kgs |
|-------------|---------------|----------------|-------------------|-------------|--------------|
| 10.00R20    | 215           | 14             | 3.3               | 130         | 12           |
| 10.00R20    | 220           | 14             | 3.3               | 130         | 12.2         |
| 10/11.00R20 | 230           | 14             | 3.3               | 130         | 13.3         |

# RADIAL

## ROYAL HIGHWAY

Item Code: RH



| Tyre size   | Base width mm | Tread depth mm | Base thickness mm | Length inch | App. Wt. kgs |
|-------------|---------------|----------------|-------------------|-------------|--------------|
| 10.00R20    | 220           | 14.5           | 3.3               | 130         | 12.4         |
| 10/11.00R20 | 230           | 14.5           | 3.3               | 130         | 13.1         |
| 295/80R22.5 | 240           | 14.5           | 3.3               | 130         | 13.4         |
| 295/80R22.5 | 250           | 14.5           | 3.3               | 130         | 14.2         |

## DRIVE KING

Item Code: DK



| Tyre size   | Base width mm | Tread depth mm | Base thickness mm | Length inch | App. Wt. kgs |
|-------------|---------------|----------------|-------------------|-------------|--------------|
| 10.00R20    | 215           | 15             | 3.5               | 130         | 12           |
| 10.00R20    | 220           | 15             | 3.5               | 130         | 12.2         |
| 10/11.00R20 | 230           | 15             | 3.5               | 130         | 13           |
| 295/80R22.5 | 240           | 15             | 3.5               | 130         | 13.3         |
| 295/80R22.5 | 250           | 15             | 3.5               | 130         | 13.8         |

## NEO RADIAL

Item Code: NR



| Tyre size | Base width mm | Tread depth mm | Base thickness mm | Length inch | App. Wt. kgs |
|-----------|---------------|----------------|-------------------|-------------|--------------|
| 10.00R20  | 220           | 13.5           | 3.2               | 128/130     | 11.8         |

# RADIAL

## ULTRA MILER

Item Code: UM



| Tyre size | Base width mm | Tread depth mm | Base thickness mm | Length inch | App. Wt. kgs |
|-----------|---------------|----------------|-------------------|-------------|--------------|
| 10.00R20  | 215           | 12             | 3                 | 128         | 9.8          |
| 10.00R20  | 220           | 12             | 3                 | 128/130     | 10.4         |

## LONG DISTANCE

Item Code: LD



| Tyre size   | Base width mm | Tread depth mm | Base thickness mm | Length inch | App. Wt. kgs |
|-------------|---------------|----------------|-------------------|-------------|--------------|
| 10.00R20    | 220           | 13.5           | 3                 | 128/130     | 11.2         |
| 10/11.00R20 | 230           | 13.5           | 3                 | 128/130     | 11.8         |

## LONG GRIPPER

Item Code: LG



| Tyre size | Base width mm | Tread depth mm | Base thickness mm | Length inch | App. Wt. kgs |
|-----------|---------------|----------------|-------------------|-------------|--------------|
| 10.00R20  | 215           | 12.8           | 3                 | 130         | 10.8         |
| 10.00R20  | 220           | 13             | 3                 | 130         | 11.5         |

## HEAVY TRACTION

Item Code: HT



| Tyre size | Base width mm | Tread depth mm | Base thickness mm | Length inch | App. Wt. kgs |
|-----------|---------------|----------------|-------------------|-------------|--------------|
| 10.00R20  | 203           | 23.5           | 3.5               | 130         | 15.3         |
| 10.00R20  | 216           | 23.5           | 3.5               | 130         | 15.7         |
| 10.00R20  | 220           | 23.5           | 3.5               | 130         | 16           |

# PASSENGER-BIAS

## ROAD STAR


Item Code: RS



| Tyre size | Base width mm | Tread depth mm | Base thickness mm | Length inch | App. Wt. kgs |
|-----------|---------------|----------------|-------------------|-------------|--------------|
| 6.00-16   | 130           | 12.5           | 3.3               | 90          | 4.4          |

## ROAD RANGER

Item Code: RR



| Tyre size | Base width mm | Tread depth mm | Base thickness mm | Length inch | App. Wt. kgs |
|-----------|---------------|----------------|-------------------|-------------|--------------|
| 6.00-16   | 130           | 12.5           | 3.3               | 90          | 4.5          |

## EMPRESS

Item Code: EM



| Tyre size | Base width mm | Tread depth mm | Base thickness mm | Length inch | App. Wt. kgs |
|-----------|---------------|----------------|-------------------|-------------|--------------|
| 4.50-12   | 114           | 11.5           | 3.2               | 76          | 3.3          |
| 5.90-15   | 119           | 11.5           | 3.2               | 65          | 3            |
| 5.90-15   | 119           | 11.5           | 3.2               | 83          | 3.5          |

# AUTO

## ACE TREAD

Item Code: AT



| Tyre size | Base width mm | Tread depth mm | Base thickness mm | Length inch | App. Wt. kgs |
|-----------|---------------|----------------|-------------------|-------------|--------------|
| 155/80D12 | 124           | 9              | 3                 | 134         | 5.1          |

# PASSENGER-RADIAL

## SLEEK

Item Code: SL



| Tyre size  | Base width mm | Tread depth mm | Base thickness mm | Length inch | App. Wt. kgs |
|------------|---------------|----------------|-------------------|-------------|--------------|
| 145/155R13 | 127           | 10             | 2.5               | 83          | 3            |
| 195R13     | 155           | 10             | 2.5               | 86          | 4.8          |

## SLEEK 2

Item Code: SL2



| Tyre size | Base width mm | Tread depth mm | Base thickness mm | Length inch | App. Wt. kgs |
|-----------|---------------|----------------|-------------------|-------------|--------------|
| 175R14    | 140           | 10.5           | 3                 | 88          | 3.4          |

## SIERRA

Item Code: SR



| Tyre size | Base width mm | Tread depth mm | Base thickness mm | Length inch | App. Wt. kgs |
|-----------|---------------|----------------|-------------------|-------------|--------------|
| 215R15    | 165           | 10.5           | 3                 | 88          | 5            |
| 215R15    | 175           | 10.5           | 3                 | 88          | 5            |

# AUTO

## TRI TREAD

Item Code: TT



| Tyre size | Base width mm | Tread depth mm | Base thickness mm | Length inch | App. Wt. kgs |
|-----------|---------------|----------------|-------------------|-------------|--------------|
| 4.00-8    | 100           | 8.5            | 3                 | 124         | 3.8          |

# TVS TREAD

## Products



PRECURED  
TREAD  
RUBBER



CUSHION  
GUM



CAMEL  
BACK



BLACK  
VULCANIZING  
CEMENT (BVC)



ROPE  
RUBBER

[www.tvstread.in](http://www.tvstread.in)

# BIAS-RIB

## NATIONAL HIGHWAY

Item Code: NH



| Tyre size | Base width mm | Tread depth mm | Base thickness mm | Length inch | App.Wt. kgs |
|-----------|---------------|----------------|-------------------|-------------|-------------|
| 7.50-16   | 155           | 12.5           | 3.3               | 97          | 5.7         |
| 7.50-16   | 165           | 12.5           | 3.3               | 97          | 6.5         |
| 8.25-16   | 165           | 12.5           | 3.3               | 103         | 7           |
| 8.25-20   | 165           | 12.5           | 3.3               | 115         | 8.1         |
| 9.00-20   | 190           | 14.3           | 3.3               | 123         | 10          |
| 10.00-20  | 202           | 14.3           | 3.3               | 128         | 11.1        |
| 10.00-20  | 208           | 14.3           | 3.3               | 128         | 11.4        |
| 10.00-20  | 215           | 14.3           | 3.3               | 128         | 11.9        |

## NH PLUS

Item Code: NHP



| Tyre size   | Base width mm | Tread depth mm | Base thickness mm | Length inch | App.Wt. kgs |
|-------------|---------------|----------------|-------------------|-------------|-------------|
| 9.00 - 20   | 190           | 14             | 3.5               | 127         | 10.8        |
| 10.00-20    | 205           | 14             | 3.5               | 127         | 11.2        |
| 10.00-20    | 210           | 14             | 3.5               | 127         | 11.5        |
| 10/11.00-20 | 215           | 14             | 3.5               | 127         | 12.1        |

## GP PLUS

Item Code: GPP



| Tyre size   | Base width mm | Tread depth mm | Base thickness mm | Length inch | App.Wt. kgs |
|-------------|---------------|----------------|-------------------|-------------|-------------|
| 9.00 - 20   | 190           | 14             | 3.5               | 127         | 10.8        |
| 10.00-20    | 205           | 14             | 3.5               | 127         | 11.6        |
| 10.00-20    | 210           | 14             | 3.5               | 127         | 11.8        |
| 10/11.00-20 | 215           | 14             | 3.5               | 127         | 12.25       |

# BIAS-RIB

## PLATINUM

Item Code: PL



| Tyre size   | Base width mm | Tread depth mm | Base thickness mm | Length inch | App.Wt. kgs |
|-------------|---------------|----------------|-------------------|-------------|-------------|
| 10.00-20    | 205           | 14             | 3.5               | 127         | 11          |
| 10.00-20    | 210           | 14             | 3.5               | 127         | 11.4        |
| 10/11.00-20 | 215           | 14             | 3.5               | 127         | 12          |

## HIGHWAY

Item Code: HW



| Tyre size   | Base width mm | Tread depth mm | Base thickness mm | Length inch | App.Wt. kgs |
|-------------|---------------|----------------|-------------------|-------------|-------------|
| 10.00-20    | 203           | 13.5           | 3.2               | 127         | 11.1        |
| 10.00-20    | 210           | 13.5           | 3.2               | 127         | 11.3        |
| 10.00-20    | 214           | 13.5           | 3.2               | 127         | 11.6        |
| 10/11.00-20 | 220           | 13.5           | 3.2               | 127         | 11.8        |

## SUPER LINER

Item Code: SLR



| Tyre size | Base width mm | Tread depth mm | Base thickness mm | Length inch | App.Wt. kgs |
|-----------|---------------|----------------|-------------------|-------------|-------------|
| 10.00-20  | 205           | 13.5           | 3.5               | 127         | 11          |
| 10.00-20  | 210           | 13.5           | 3.5               | 127         | 11.3        |

# BIAS-RIB

## PREMIUM TREAD

Item Code: PT



| Tyre size | Base width mm | Tread depth mm | Base thickness mm | Length inch | App.Wt. kgs |
|-----------|---------------|----------------|-------------------|-------------|-------------|
| 7.00-15   | 143           | 10.3           | 3                 | 93          | 4.9         |
| F78-15    | 155           | 12             | 3                 | 83          | 5           |
| 7.00-16   | 155           | 12             | 3                 | 94          | 5.5         |
| 7.50-16   | 155           | 12             | 3                 | 97          | 5.8         |
| 7.50-20   | 155           | 12             | 3                 | 118         | 7           |

## FREE RUNNER

Item Code: FR



| Tyre size | Base width mm | Tread depth mm | Base thickness mm | Length inch | App.Wt. kgs |
|-----------|---------------|----------------|-------------------|-------------|-------------|
| 7.50-16   | 160           | 12.5           | 3                 | 97          | 6.8         |
| 7.50-20   | 160           | 12.5           | 3                 | 119         | 7.5         |
| 8.25-16   | 175           | 14.5           | 3                 | 103         | 8           |
| 8.25-20   | 175           | 14.5           | 3                 | 118         | 9.3         |

## TRACK STAR

Item Code: TS



| Tyre size | Base width mm | Tread depth mm | Base thickness mm | Length inch | App.Wt. kgs |
|-----------|---------------|----------------|-------------------|-------------|-------------|
| 9.00 - 20 | 190           | 12.5           | 2.5               | 124         | 9           |
| 10.00-20  | 202           | 12.5           | 3                 | 127         | 9.8         |
| 10.00-20  | 208           | 12.5           | 3                 | 127         | 10          |
| 10.00-20  | 215           | 12.5           | 3                 | 127         | 10.55       |

# BIAS-RIB

## MINI EXPRESS

Item Code: ME



| Tyre size | Base width mm | Tread depth mm | Base thickness mm | Length inch | App.Wt. kgs |
|-----------|---------------|----------------|-------------------|-------------|-------------|
| 7.50-16   | 155           | 11.5           | 2.5               | 97          | 5.8         |

# BIAS-LUG

## LOAD LUGGER

Item Code: LL



| Tyre size | Base width mm | Tread depth mm | Base thickness mm | Length inch | App.Wt. kgs |
|-----------|---------------|----------------|-------------------|-------------|-------------|
| 10.00-20  | 204           | 14.5           | 3                 | 127         | 11.1        |
| 10.00-20  | 210           | 14.5           | 3                 | 127         | 11.2        |
| 10.00-20  | 215           | 14.5           | 3                 | 127         | 11.8        |
| 10.00-20  | 220           | 14.5           | 3                 | 130         | 12.2        |

## CROSS COUNTRY

Item Code: CC



| Tyre size | Base width mm | Tread depth mm | Base thickness mm | Length inch | App.Wt. kgs |
|-----------|---------------|----------------|-------------------|-------------|-------------|
| 9.00-20   | 190           | 14.3           | 3                 | 119         | 10          |

# BIAS-LUG

## PLATINUM TRACTION

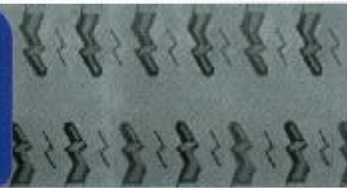
Item Code: PLT



| Tyre size | Base width mm | Tread depth mm | Base thickness mm | Length inch | App. Wt. kgs |
|-----------|---------------|----------------|-------------------|-------------|--------------|
| 10.00-20  | 204           | 14.3           | 3                 | 127         | 11.5         |
| 10.00-20  | 210           | 14.3           | 3                 | 127         | 11.6         |

## SUPER TRACK

Item Code: ST



| Tyre size | Base width mm | Tread depth mm | Base thickness mm | Length inch | App. Wt. kgs |
|-----------|---------------|----------------|-------------------|-------------|--------------|
| 10.00-20  | 210           | 14.3           | 3                 | 127         | 11.6         |
| 10.00-20  | 215           | 14.3           | 3                 | 127         | 11.8         |

## LOAD STAR

Item Code: LS



| Tyre size | Base width mm | Tread depth mm | Base thickness mm | Length inch | App. Wt. kgs |
|-----------|---------------|----------------|-------------------|-------------|--------------|
| 10.00-20  | 204           | 12.5           | 3                 | 127         | 9.5          |
| 10.00-20  | 210           | 11.5           | 2.5               | 127         | 9.8          |
| 10.00-20  | 215           | 12.5           | 3                 | 127         | 10.1         |

# BIAS-LUG

## TAT SUPER LUG


Item Code: TSL



| Tyre size | Base width mm | Tread depth mm | Base thickness mm | Length inch | App. Wt. kgs |
|-----------|---------------|----------------|-------------------|-------------|--------------|
| 12.00-24  | 240           | 15             | 3                 | 130         | 12.6         |
| 12.00-24  | 240           | 15             | 3.3               | 148         | 14.6         |
| 12.00-24  | 240           | 19             | 5                 | 148         | 19.25        |

## MINES RIDER

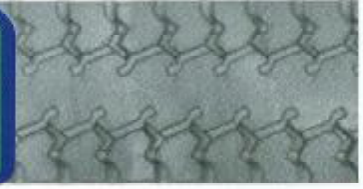
Item Code: MR



| Tyre size   | Base width mm | Tread depth mm | Base thickness mm | Length inch | App. Wt. kgs |
|-------------|---------------|----------------|-------------------|-------------|--------------|
| 10/11.00-20 | 215           | 14.5           | 3                 | 130         | 11.6         |

## CROSS TRACK

Item Code: CT



| Tyre size | Base width mm | Tread depth mm | Base thickness mm | Length inch | App. Wt. kgs |
|-----------|---------------|----------------|-------------------|-------------|--------------|
| 7.50-16   | 160           | 12.5           | 2.5               | 99          | 6.1          |
| 8.25-16   | 175           | 14             | 3                 | 105         | 7.7          |
| 8.25-20   | 190           | 14.5           | 3.5               | 124         | 9.9          |